



# ARCHITECTURAL PRODUCT CATALOGUE

WINDOW & DOOR SPECIFICATIONS



**AWARD WINNING WINDOWS & DOORS**

# WELCOME!



Versalite Windows is a proudly Australian owned business offering supply and installation services for doors and windows. We have received three Australian Design Awards for what the Design Council of Australia described as 'good value for money'.

Our range of products has grown to now include Sliding, Bi-Fold, French Doors, Showerscreens and Wardrobe Doors. We have the latest technology in Security Doors and we offer Energy Rated Windows and Doors.

Versalite Aluminium Windows and Doors have been developed after years of extensive research to provide a high quality window that performs in the toughest conditions and features unique design aspects that provide low maintenance and distinctive style.

## INTRODUCTION

### Smooth operation

The Versalite System accommodates a wide range of window and door styles in standard and non-standard sizes that are suitable for timber frame, brick veneer, brick cavity, concrete or hebel block construction. The system's simple yet rugged design is precision-engineered and is fabricated to ensure smooth, trouble-free operation.

### Design flexibility

There is a Versalite window design to suit any style of home from modern styles to the more traditional. Double-hung Windows offer great flexibility with top and bottom ventilation, while outward-opening Awning Windows provide good air flow even on rainy days. Arch Windows add that Mediterranean flavour and a classic look adding charm to any home. From sliding, awning, double-hung to bay

there is a window design to suit your home.

### Mix-n-Match

Versalite is Versatile. You can mix and match Versalite windows within a single home design for a totally unique effect. Combine sliding windows with fixed light panels – the potential is endless, limited only by your imagination. Versalite windows are designed to work together naturally and elegantly. We offer custom made windows and doors at no extra cost!

### Compliance

Aluminium Windows and Doors are designed and tested in accordance with government codes:

1. Glazing AS 1288 – 2006
2. Wind Loading AS 1170.2
3. Aluminium Windows 2047 – 1999

### Installation

Installers are advised to follow the recommendations set out in the Australian Standards 2047 – 1999 section 7 Australian Standard Code of Practice for installation & maintenance of aluminium windows in buildings.

### Maintenance

Cleaning of Versalite products is easy. A gentle wipe over with a soft damp cloth and a mild soap is all that is required to keep your product looking like new.

All drainage holes and sills should be kept clear of debris so that water may drain freely from the frame.

## CONTENTS

- 1 SLIDING WINDOWS
- 2 DOUBLE-HUNG WINDOWS
- 3 LOUVRE WINDOWS
- 4 AWNING WINDOWS
- 5 CASEMENT WINDOWS
- 6 SLIDING DOORS
- 7 STACKER DOORS
- 8 BI-FOLD DOORS
- 9 ALUMINIUM HINGED DOORS

## STANDARD COLOURS

### Powder coat finishes

Superior grade polyester powders are used to protect Versalite products from the fierce exposure of ultra violet light and weather.

### Anodised finishes

For corrosion-resistant and long lasting protection, anodised colours are available.

**NOTE:** These colours are a guide only. Actual samples available on request. Special colours available on request at additional cost.



# SLIDING WINDOWS



## DESIGN FEATURES (refer cutaway view above)

1. Aluminium extrusions, extremely strong and easy to clean.
2. Factory glazed to Australian Standards.
3. Locking handle with spring action and key lock option.
4. Sash rollers for effortless movement.
5. The low clean window sill has been designed to eliminate dust and debris and is free of unsightly weep slots with a unique drainage system.
6. Weatherseal to reduce air infiltration.
7. Strong 60mm wide frame for added strength and flexibility for installation.
8. Sill vinyl reduces water penetration.
9. Fixing fin, easy fastening of timber reveal and anchor brackets for brick.
10. Square cut machined joints for greater strength and better weatherproofing.

Stud opening incl. reveals	Window Size							
	650	950	1250	1550	1850	2150	2450	2750
600	0606	0609	0612	0615	0618	0621	0624	0627
900	0906	0909	0912	0915	0918	0921	0924	0927
1050		1009	1012	1015	1018	1021	1024	1027
1250		1209	1212	1215	1218	1221	1224	1227
1550		1509	1512	1515	1518	1521	1524	1527
1850		1809	1812	1815	1818	1821	1824	1827
2150		2109	2112	2115	2118	2121	2124	2127

600mm LOW LIGHT

# DOUBLE-HUNG WINDOWS



## Features

Versalite Double-hung Windows offer great ventilation control in all weather conditions. Sashes can be opened at the top or bottom or both together at the same time.

## Design

The heavy 60mm frame with the unique low clean sill has been designed to perform in extreme weather conditions. These windows are an excellent choice for any building project.

## Options

- Frame colours
- Glass types
- Colonial Grid®
- Flyscreens
- Security screens
- Timber reveals
- Storm moulds
- Key locks

Stud opening incl. reveals Window Size		650	950	1250	1550	1850	2150	2450
		600	900	1200	1500	1800	2100	2400
950	900	0906	0909	0912	0915	0918	0921	0924
	1050	1006	1009	1012	1015	1018	1021	1024
1250	1200	1206	1209	1212	1215	1218	1221	1224
	1550	1506	1509	1512	1515	1518	1521	1524
1850	1800	1806	1809	1812	1815	1818	1821	1824
	2150	2106	2109	2112	2115	2118	2121	2124

600mm LOW LIGHT

# LOUVRE WINDOWS



Louvre Windows are becoming more popular in architecturally-designed homes largely due to a wider design selection available for all home builders. A Louvre Window will allow

nearly twice as much ventilation as a Sliding Window, which can be adjusted for climate control. Louvre Windows also offer easy insect or security screening options. You can

also choose between glass, metal and timber blades. Available in all Versalite Windows colour range.



# AWNING WINDOWS



## Features

Versalite Series 60 Awning Window has been designed to suit the harsh Australian climatic conditions. They are weatherproof to protect interiors from rain, wind and dust.

The unique advantage of the Versalite Series 60 Awning Window is the ability to control ventilation by the simple in-and-out movement of the sash.

Increasing in popularity each year, this awning style opens outward from the

bottom and gives an uninterrupted view from inside and an elegant look from outside. Available with a lever handle or winder, with key lock an additional option.

Stud opening incl. reveals		Window Size							
		650	750	950	1250	1550	1850	2150	2450
Window Size	600	0606	0607	0609	0612	0615	0618	0621	0624
	900	0906	0907	0909	0912	0915	0918	0921	0924
	1000	1006	1007	1009	1012	1015	1018	1021	1027
	1200	1206	1207	1209	1212	1215	1218	1221	1224
	1500	1506	1507	1509	1512	1515	1518	1521	1524
	1800	1806	1807	1809	1812	1815	1818	1821	1824
	2100	2106	2107	2109	2112	2115	2118	2121	2124

All windows and doors are designed to 700 pa velocity and 150 pa water rating. For higher ratings consult Versalite Windows.

# CASEMENT WINDOWS



## Features

Versalite Casement Windows provide superior weatherproofing. The 60mm strong frame suits most

wind load conditions and are fitted with stainless steel friction stays. The side opening sashes capture the slightest of breeze and directs it

straight into the room the window is located in. The unique design of this window allows for easy installation of flyscreen.

Stud opening incl. reveals		Window Size									
		650	750	950	1250	1550	1850	2150	2450	2750	
950 1050 1250	900	0906	0907	0909	0912	0915	0918	0921	0924	0927	
	1000	1006	1007	1009	1012	1015	1018	1021	1024	1027	
	1200	1206	1207	1209	1212	1215	1218	1221	1224	1227	

# SLIDING DOORS



## Features

Versalite Sliding Doors offer a combination of many outstanding features. The doors slide smoothly with little effort, are unaffected by weather and require little or no maintenance. Versalite Sliding Doors add the finishing touch to any home. They are designed to give any room a feeling of spaciousness and provide easy access to outdoor areas.

## Design

The panels roll on tough, nylon tyred, ball bearing rollers and come with easy-grip internal and external handles, complete with inside latch lock. External key locks are supplied standard, with deadlocks as an available option.

## NOTES FOR SLIDING DOOR SIZES

- The sliding panel on two panel doors may be reversed to provide a left-hand sliding door (XO).
- Sliding Doors are supplied with either toughened or laminated safety glass.
- Fixed high-light panels can be coupled to all Sliding Doors.

		1560	1860	2160	2460
2112	Stud opening incl. reveals	1510	1810	2110	2410
	Door Size	2115	2118	2121	2124
2082	Stud opening incl. reveals	2752	3204	3654	
	Door Size	2702	3154	3604	
2112	Stud opening incl. reveals	3050	3650	4250	4850
	Door Size	3000	3600	4200	4800
2082	Stud opening incl. reveals	3050	3650	4250	4850
	Door Size	3000	3600	4200	4800
2112	Stud opening incl. reveals	3050	3650	4250	4850
	Door Size	3000	3600	4200	4800
2082	Stud opening incl. reveals	3050	3650	4250	4850
	Door Size	3000	3600	4200	4800

Doors viewed from outside.

# STACKER DOORS

**6 DOOR  
STACKER!**



**3 DOOR  
STACKER!**



## Features

Versalite Windows is proud to announce the release of our new Stacker Door

range. Open your home to the world outside with a '3 Door Stacker' or '6 Door Stacker' combination. Contact us to ask

more about this new and innovative range which is a popular trend in the new and home renovation markets.

		2276	2726	3176	3676	4490	5390
		2226	2676	3126	3576	4440	5340
Stud opening incl. reveals	2112						
	2082						
Frame Size	2430						
	2400						

Doors viewed from outside.

# BI-FOLD DOORS

**NEW  
RELEASE!**



## Features

To compliment our new Stacker Door range, Versalite Windows is pleased to offer a Bi-Fold Door range. Reshape your

view to the world outside with a smooth operating Bi-Fold Door, a popular design to open up your area and entertain.

For further information on the range of Bi-Fold products refer to our website [www.versalitewindows.com.au](http://www.versalitewindows.com.au)

Stud opening into frame Frame Size	2050	3050	4050	5050	5550
	2000	3000	4000	5000	5500
2112 2082					
2112 2082					
2112 2082					
2112 2082					
2112 2082					
2112 2082					
2112 2082					

All Bi-Fold Doors can be made 2400 height and other sizes by special request.  
Doors either over 4 panels or above 2400 x 2700 in size will come unassembled.  
Doors viewed from outside.






# ALUMINIUM HINGED DOORS



## Features

Aluminium entry units are pre-hinged and open out to a strong, durable, aluminium door jamb. They are fitted with a lever action deadlock. Available in a range of colours.

The doors come with a matching sidelight. Doors can open in and out. Open-in doors are not sold as a weatherproof door.

		Stud opening incl. reveals				
		821	921	1356	1556	1756
Door Size		771	871	1306	1506	1706
2112						
2082	2107	2108	2113	2115	2117	

If sill reveal is required add 20mm to the height.  
Doors viewed from outside.

## ALUMINIUM WINDOWS & DOORS

Aluminium's combination of strength and lightness make Versalite Windows and Doors neat and unobtrusive. Available in standard and custom-made sizes.



## SHOWERSCREENS

Versalite Windows has a Showerscreen to suit any bathroom decor. You can choose from Integrity Framed Showerscreens, Contour Semi-Frameless Showers or simply just Frameless. Whatever your requirements are, here at Versalite Windows we can help you.



## MIRRORS

To complement Versalite Windows' elegant range of Showerscreens, Versalite Windows offers coordinated Mirrors to brighten and enhance your bathroom, or any room in your home.



## ENERGY RATED WINDOWS & DOORS

Versalite Windows and Doors have been custom energy rated and approved by WERS.




## WARDROBES

Every Softline Wardrobe can be designed and custom-made to suit your storage needs and your décor. Available in a range of door styles and finishes.



## DOUBLE GLAZING

Reduce your energy costs with Double Glazed Windows and Doors from Versalite Windows. Now available in a wide range of glass combinations.



## FLYSCREENS

A range of performance Screens are available to suit your window requirements from standard Flyscreens to Screens with grills or stainless steel mesh for your peace of mind.



## SCREEN DOORS

Our performance Screen Door range is extensive! You can select from standard, decorative, grill or stainless steel mesh doors with three point lock options.



WE  
SUPPLY TO  
ALL AREAS  
OF NSW!



### Versalite Tamworth

70-76 Barnes Street  
Tamworth NSW 2340

Phone (02) 6765 3222  
Facsimile (02) 6765 3399

### Versalite Lismore

25 Holland Street  
Goonellabah NSW 2480

Phone (02) 6625 1154  
Facsimile (02) 6625 1099